

PENSBY HIGH SCHOOL YEAR 9 SUMMER EXAMINATION

STILL LIFE & MAN MADE


Your examination will take place after half term for 3 hours. You will begin your final piece in the 3 hour allocated time slot in the exam timetable in lesson time.

The following preparation **MUST** be done at home prior to the examination period and brought into school for the beginning of the exam. Failure to do this will mean that you are not properly organised to begin your exam and it will not be possible for you to make up for lost time.

Your examination is made up of 2 components:

FIRSTLY at home, you need to produce at least one A3 study sheet with some first hand drawings, (see examples below) of “MAN MADE FORMS” such as machinery, perfume bottles, car parts, inside of a clock, motorbike, bicycle, washing machines, building site, scrapyards, sweets, cakes, kitchen items etc.... using pencils, fineliner, paint and/or coloured pencils. You also need to take some photographs to work from in your 3 hour exam or bring in the actual objects.








Then choose one artist from the list below.

JACOB EPSTEIN
FRANTISEK KUPKA
SARAH GRAHAM
JOHN BRATBY
MORANDI
STEAMPUNK
JIM DINE

Also on your A3 research board write about the artist, include when/where born, why you have chosen this artist, describe the style of work and how you can learn from it. Create some experimental copies of their work. You must use different materials in your studies, you can include studies using pen and wash, coloured pencil, collage and charcoal etc.





- **YOU NEED TO INCLUDE BOTH IMAGES & TEXT**
 - **INCLUDE DRAWINGS, paintings, collages etc all in the style of your chosen artist. PHOTOGRAPHS, POSTCARDS, IMAGES FROM THE INTERNET ETC....**
 - **INCLUDE RESEARCH IN YOUR OWN WORDS.**
- WHERE WILL YOU FIND YOUR INFORMATION? Art Galleries (real & virtual online), Libraries, Art books and/or magazines, TV, YouTube etc....

SECONDLY you will be producing a large still life drawing and/or painting in the style of your chosen artist. You will have practised his/her style at home on your research sheet. You must take photographs of your chosen still life objects along with other interesting items then print this to A4 size and “grid it up” before the exam.

YOU MUST BRING IN YOUR PREPARATION WORK FOR YOUR FIRST ART LESSON AFTER HALF TERM

Your work will be marked against the following 4 GCSE assessment objectives:

- AD1 - DEVELOP: Studying work by other artists or designers
- AD2 - REFINE: Doing experiments to find out what works best for your ideas
- AD3 - RECORDING: Making sketchbook drawings, notes, photographs and presentations
- AD4 - PRESENT: Offering a final outcome & Evaluation

If you are unsure of what to do or need any further information please ask your Art teacher or email:

tgraham@psf.wirral.sch.uk

reymond@psf.wirral.sch.uk